

RACE OF CLIENTS

SERVICE TYPE/
PROGRAM

WHITE BLACK Latino/Hispanic ASIAN AMER IND/AK NATIVE PORTUGUESE BI-Racial Multi-Racial BI-RACIAL OTHER

GROUP CARE

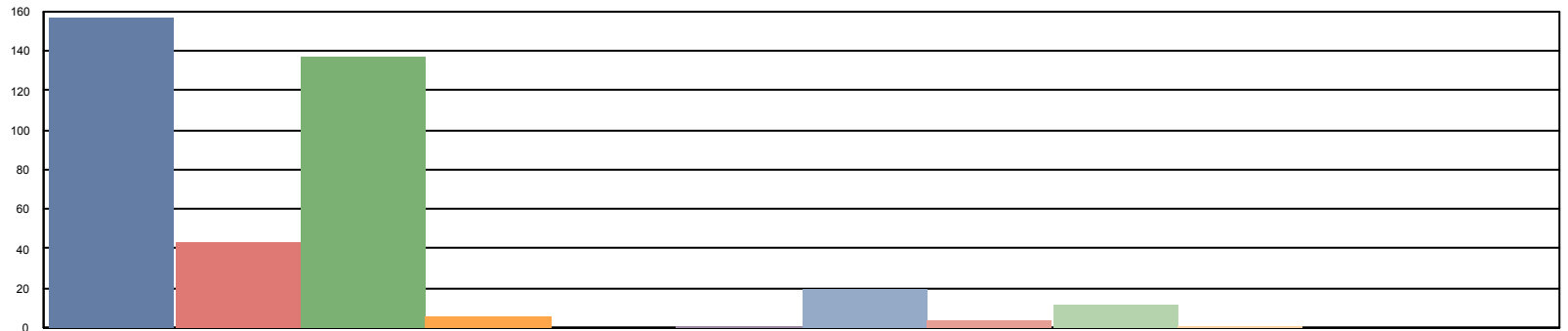
2 40.0% 1 20.0% 0 .0% 0 .0% 0 .0% 0 .0% 0 .0% 0 .0% 0 .0% 2 40.0% 0 .0%



GROUP CARE

OT

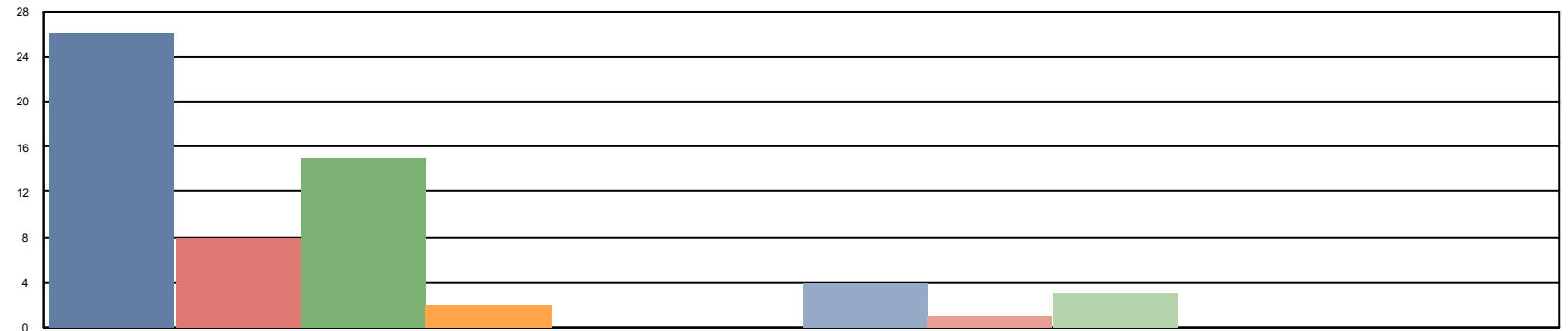
157 41.2% 43 11.3% 137 36.0% 6 1.6% 0 .0% 1 .3% 20 5.2% 4 1.0% 12 3.1% 1 .3%



OT

RES TREATMENT

26 44.1% 8 13.6% 15 25.4% 2 3.4% 0 .0% 0 .0% 4 6.8% 1 1.7% 3 5.1% 0 .0%



RES TREATMENT

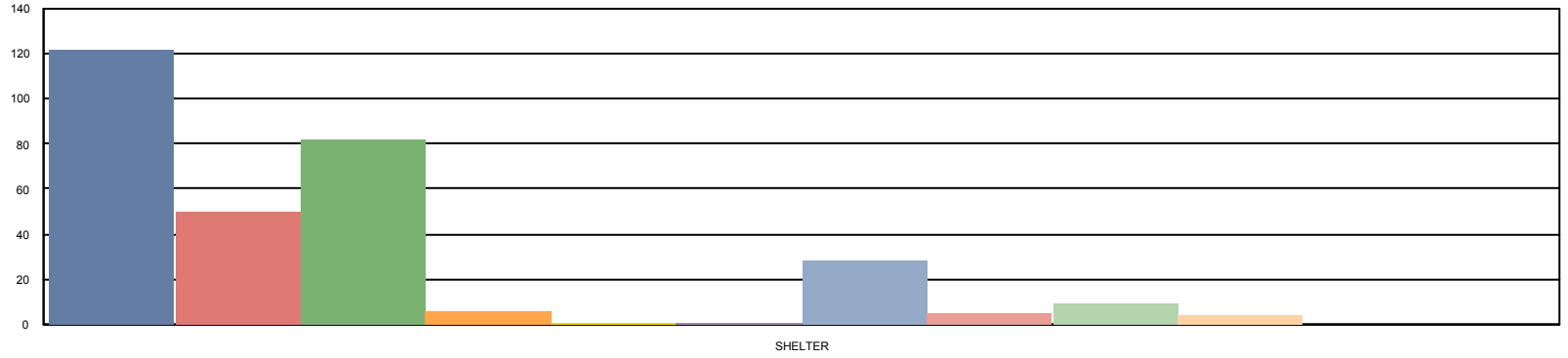
RACE OF CLIENTS

SERVICE TYPE/
PROGRAM

WHITE BLACK Latino/Hispanic ASIAN AMER IND/AK NATIVE PORTUGUESE BI-Racial Multi-Racial BI-RACIAL OTHER

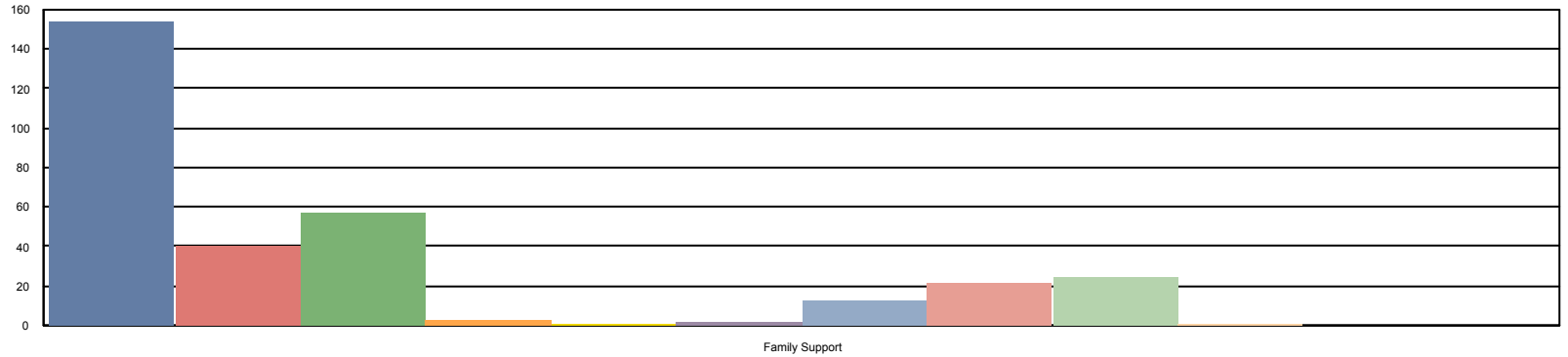
SHELTER

122 39.6% 50 16.2% 82 26.6% 6 1.9% 1 .3% 1 .3% 28 9.1% 5 1.6% 9 2.9% 4 1.3%



Family Support

154 48.4% 40 12.6% 57 17.9% 3 .9% 1 .3% 2 .6% 13 4.1% 22 6.9% 25 7.9% 1 .3%



TOTAL

461 43.0% 142 13.3% 291 27.2% 17 1.6% 2 0.2% 4 0.4% 65 6.1% 32 3.0% 51 4.8% 6 0.6%