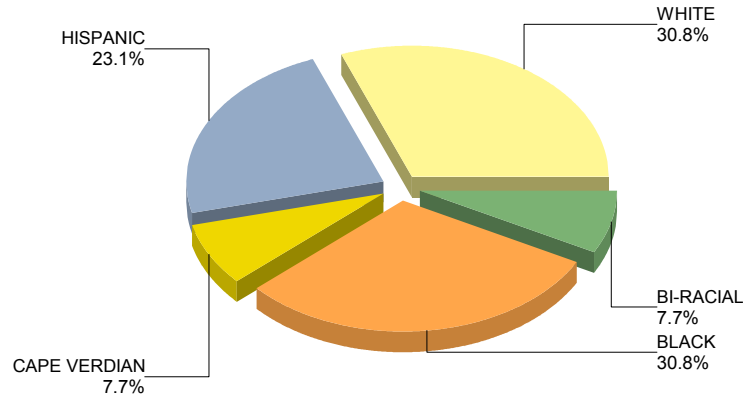


RACE OF CLIENTS

SERVICE TYPE/
PROGRAM

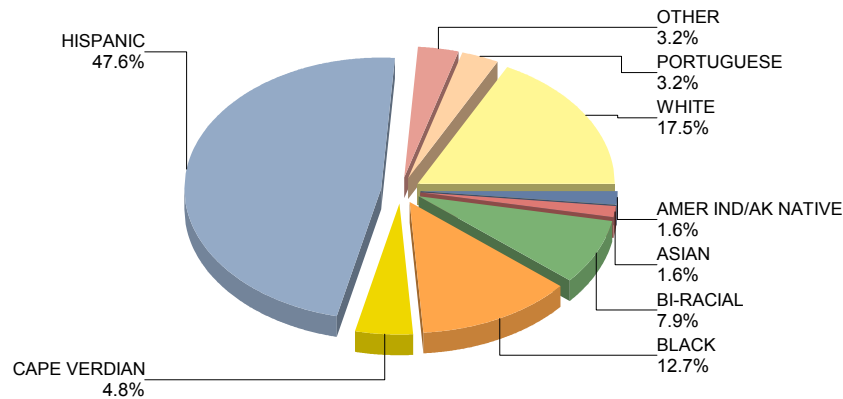
	WHITE	BLACK	HISPANIC	ASIAN	AMER IND/AK NATIVE	PORTUGUESE	CAPE VERDIAN	BI-RACIAL	CHOOSES NOT TO IDENTIFY	OTHER
GROUP CARE	4 30.8%	4 30.8%	3 23.1%	0 .0%	0 .0%	0 .0%	1 7.7%	1 7.7%	0 .0%	0 .0%



AMER IND/AK NATIVE	0	0.0%
ASIAN	0	0.0%
BI-RACIAL	1	7.7%
BLACK	4	30.8%
CAPE VERDIAN	1	7.7%
CHOOSES NOT TO IDENTIFY	0	0.0%
HISPANIC	3	23.1%
OTHER	0	0.0%
PACIFIC ISLANDER	0	0.0%
PORTUGUESE	0	0.0%
WHITE	4	30.8%
Total:	13	100.0%

SHELTER

11 17.5%	8 12.7%	30 47.6%	1 1.6%	1 1.6%	2 3.2%	3 4.8%	5 7.9%	0 .0%	2 3.2%
----------	---------	----------	--------	--------	--------	--------	--------	-------	--------

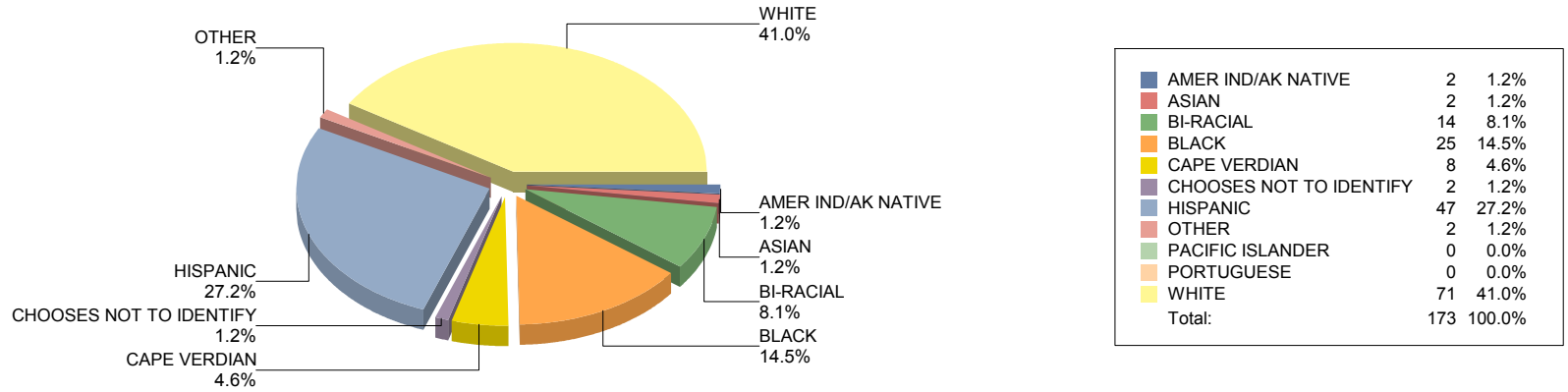


AMER IND/AK NATIVE	1	1.6%
ASIAN	1	1.6%
BI-RACIAL	5	7.9%
BLACK	8	12.7%
CAPE VERDIAN	3	4.8%
CHOOSES NOT TO IDENTIFY	0	0.0%
HISPANIC	30	47.6%
OTHER	2	3.2%
PACIFIC ISLANDER	0	0.0%
PORTUGUESE	2	3.2%
WHITE	11	17.5%
Total:	63	100.0%

RACE OF CLIENTS

SERVICE TYPE/
PROGRAM

	WHITE	BLACK	HISPANIC	ASIAN	AMER IND/AK NATIVE	PORTUGUESE	CAPE VERDIAN	BI-RACIAL	CHOOSES NOT TO IDENTIFY	OTHER
Family Support	71 41.0%	25 14.5%	47 27.2%	2 1.2%	2 1.2%	0 .0%	8 4.6%	14 8.1%	2 1.2%	2 1.2%



TOTAL

86 34.5%	37 14.9%	80 32.1%	3 1.2%	3 1.2%	2 0.8%	12 4.8%	20 8.0%	2 0.8%	4 1.6%
----------	----------	----------	--------	--------	--------	---------	---------	--------	--------