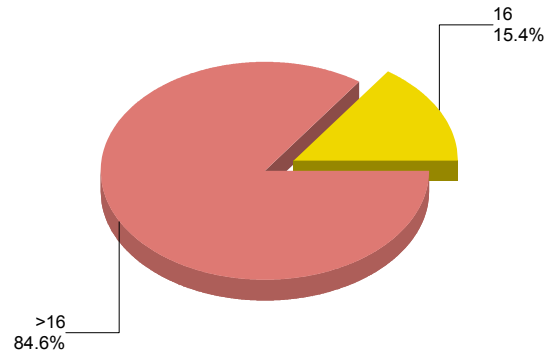


AGE OF CLIENTS

SERVICE TYPE/
PROGRAM

<14 14 15 16 >16

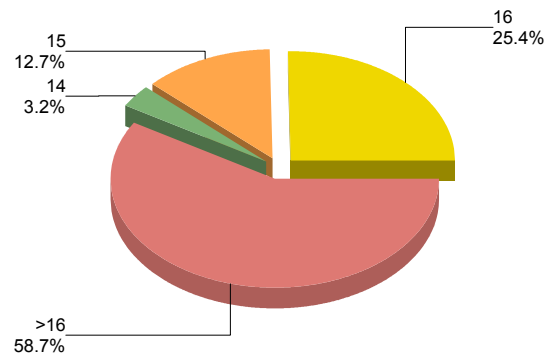
SERVICE TYPE/ PROGRAM	<14	14	15	16	>16
GROUP CARE	0 0.0%	0 0.0%	0 0.0%	2 15.4%	11 84.6%



<14	0	0.0%
>16	11	84.6%
14	0	0.0%
15	0	0.0%
16	2	15.4%
Total:	13	100.0%

SHELTER

SERVICE TYPE/ PROGRAM	<14	14	15	16	>16
SHELTER	0 0.0%	2 3.2%	8 12.7%	16 25.4%	37 58.7%



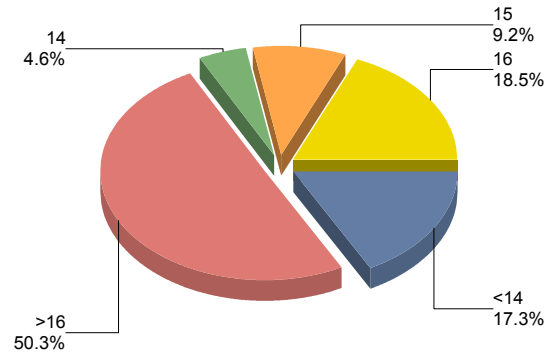
<14	0	0.0%
>16	37	58.7%
14	2	3.2%
15	8	12.7%
16	16	25.4%
Total:	63	100.0%

AGE OF CLIENTS

SERVICE TYPE/
PROGRAM

<14 14 15 16 >16

Family Support	30	17.3%	8	4.6%	16	9.2%	32	18.5%	87	50.3%
----------------	----	-------	---	------	----	------	----	-------	----	-------



<14	30	17.3%
>16	87	50.3%
14	8	4.6%
15	16	9.2%
16	32	18.5%
Total:	173	100.0%

TOTAL	30	12.0%	10	4.0%	24	9.6%	50	20.1%	135	54.2%
--------------	-----------	--------------	-----------	-------------	-----------	-------------	-----------	--------------	------------	--------------