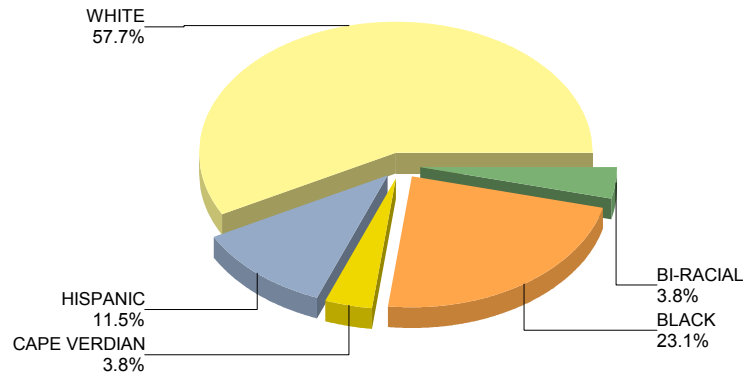


RACE OF CLIENTS

SERVICE TYPE/
PROGRAM

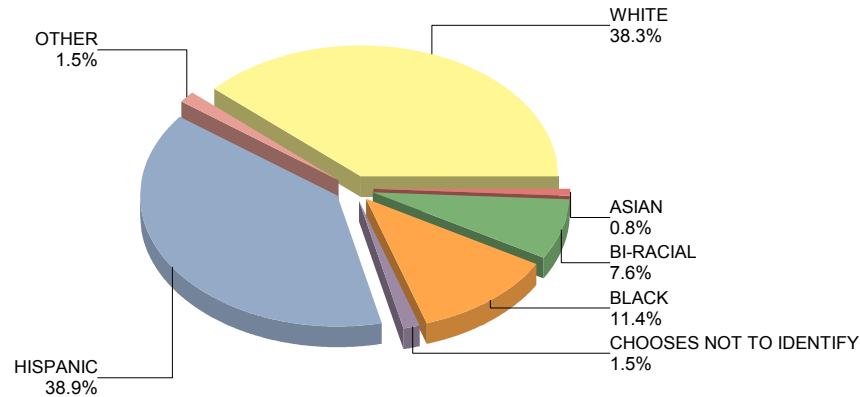
	WHITE	BLACK	HISPANIC	ASIAN	AMER IND/AK NATIVE	PORTUGUESE	CAPE VERDIAN	BI-RACIAL	CHOOSES NOT TO IDENTIFY	OTHER
GROUP CARE	15 57.7%	6 23.1%	3 11.5%	0 .0%	0 .0%	0 .0%	1 3.8%	1 3.8%	0 .0%	0 .0%



AMER IND/AK NATIVE	0	0.0%
ASIAN	0	0.0%
BI-RACIAL	1	3.8%
BLACK	6	23.1%
CAPE VERDIAN	1	3.8%
CHOOSES NOT TO IDENTIFY	0	0.0%
HISPANIC	3	11.5%
OTHER	0	0.0%
PACIFIC ISLANDER	0	0.0%
PORTUGUESE	0	0.0%
WHITE	15	57.7%
Total:	26	100.0%

OT

181 38.3%	54 11.4%	184 38.9%	4 .8%	0 .0%	0 .0%	0 .0%	36 7.6%	7 1.5%	7 1.5%
-----------	----------	-----------	-------	-------	-------	-------	---------	--------	--------

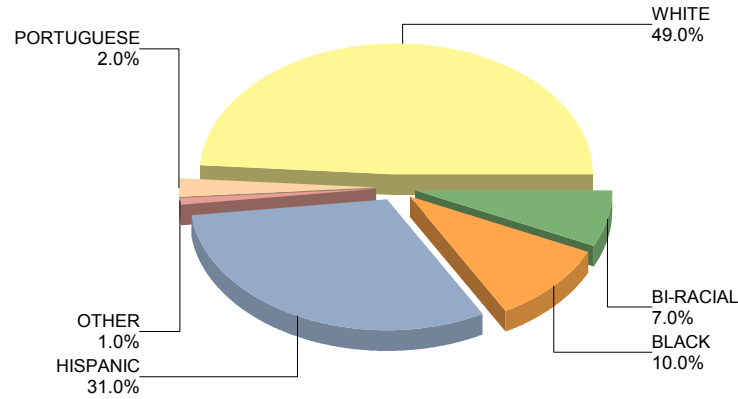


AMER IND/AK NATIVE	0	0.0%
ASIAN	4	0.8%
BI-RACIAL	36	7.6%
BLACK	54	11.4%
CAPE VERDIAN	0	0.0%
CHOOSES NOT TO IDENTIFY	7	1.5%
HISPANIC	184	38.9%
OTHER	7	1.5%
PACIFIC ISLANDER	0	0.0%
PORTUGUESE	0	0.0%
WHITE	181	38.3%
Total:	473	100.0%

RACE OF CLIENTS

SERVICE TYPE/
PROGRAM

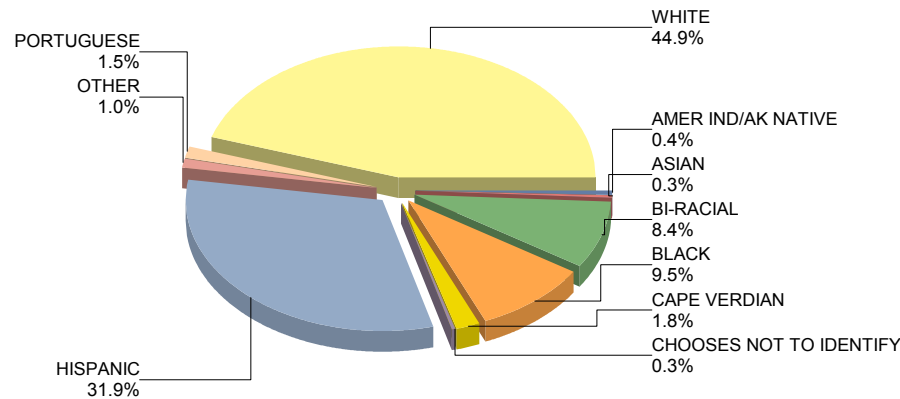
	WHITE	BLACK	HISPANIC	ASIAN	AMER IND/AK NATIVE	PORTUGUESE	CAPE VERDIAN	BI-RACIAL	CHOOSES NOT TO IDENTIFY	OTHER
RES TREATMENT	49 49.0%	10 10.0%	31 31.0%	0 .0%	0 .0%	2 2.0%	0 .0%	7 7.0%	0 .0%	1 1.0%



AMER IND/AK NATIVE	0	0.0%
ASIAN	0	0.0%
BI-RACIAL	7	7.0%
BLACK	10	10.0%
CAPE VERDIAN	0	0.0%
CHOOSES NOT TO IDENTIFY	0	0.0%
HISPANIC	31	31.0%
OTHER	1	1.0%
PACIFIC ISLANDER	0	0.0%
PORTUGUESE	2	2.0%
WHITE	49	49.0%
Total:	100	100.0%

SHELTER

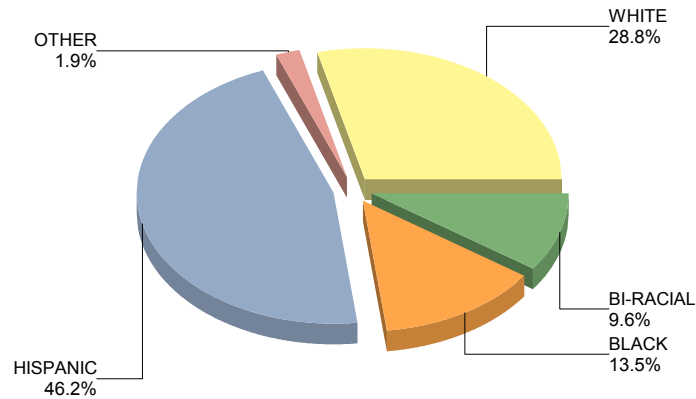
303 44.9%	64 9.5%	215 31.9%	2 .3%	3 .4%	10 1.5%	12 1.8%	57 8.4%	2 .3%	7 1.0%
-----------	---------	-----------	-------	-------	---------	---------	---------	-------	--------



AMER IND/AK NATIVE	3	0.4%
ASIAN	2	0.3%
BI-RACIAL	57	8.4%
BLACK	64	9.5%
CAPE VERDIAN	12	1.8%
CHOOSES NOT TO IDENTIFY	2	0.3%
HISPANIC	215	31.9%
OTHER	7	1.0%
PACIFIC ISLANDER	0	0.0%
PORTUGUESE	10	1.5%
WHITE	303	44.9%
Total:	675	100.0%

RACE OF CLIENTS

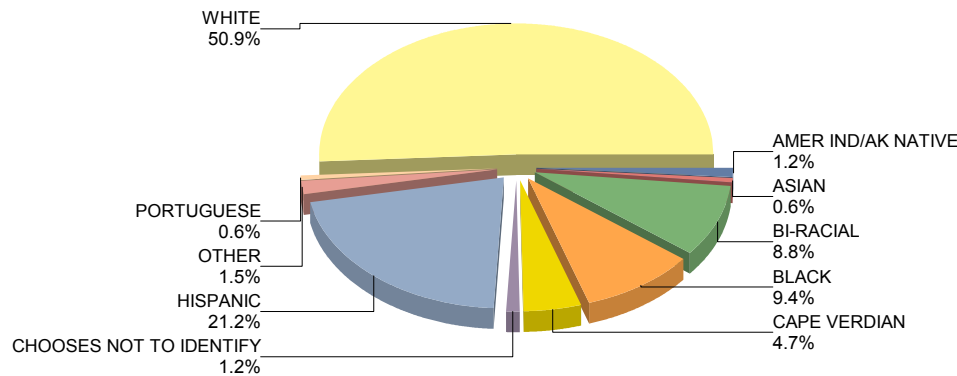
SERVICE TYPE/ PROGRAM	WHITE	BLACK	HISPANIC	ASIAN	AMER IND/AK NATIVE	PORTUGUESE	CAPE VERDIAN	BI-RACIAL	CHOOSES NOT TO IDENTIFY	OTHER
SHORT TERM GC	15 28.8%	7 13.5%	24 46.2%	0 .0%	0 .0%	0 .0%	0 .0%	5 9.6%	0 .0%	1 1.9%



AMER IND/AK NATIVE	0	0.0%
ASIAN	0	0.0%
BI-RACIAL	5	9.6%
BLACK	7	13.5%
CAPE VERDIAN	0	0.0%
CHOOSES NOT TO IDENTIFY	0	0.0%
HISPANIC	24	46.2%
OTHER	1	1.9%
PACIFIC ISLANDER	0	0.0%
PORTUGUESE	0	0.0%
WHITE	15	28.8%
Total:	52	100.0%

Family Support

173 50.9%	32 9.4%	72 21.2%	2 .6%	4 1.2%	2 .6%	16 4.7%	30 8.8%	4 1.2%	5 1.5%
-----------	---------	----------	-------	--------	-------	---------	---------	--------	--------



AMER IND/AK NATIVE	4	1.2%
ASIAN	2	0.6%
BI-RACIAL	30	8.8%
BLACK	32	9.4%
CAPE VERDIAN	16	4.7%
CHOOSES NOT TO IDENTIFY	4	1.2%
HISPANIC	72	21.2%
OTHER	5	1.5%
PACIFIC ISLANDER	0	0.0%
PORTUGUESE	2	0.6%
WHITE	173	50.9%
Total:	340	100.0%

TOTAL

736 44.2%	173 10.4%	529 31.8%	8 0.5%	7 0.4%	14 0.8%	29 1.7%	136 8.2%	13 0.8%	21 1.3%
-----------	-----------	-----------	--------	--------	---------	---------	----------	---------	---------