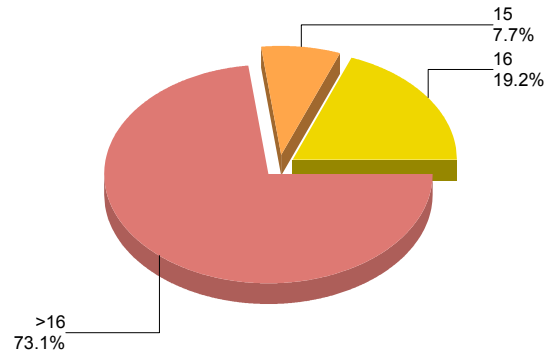


AGE OF CLIENTS

SERVICE TYPE/
PROGRAM

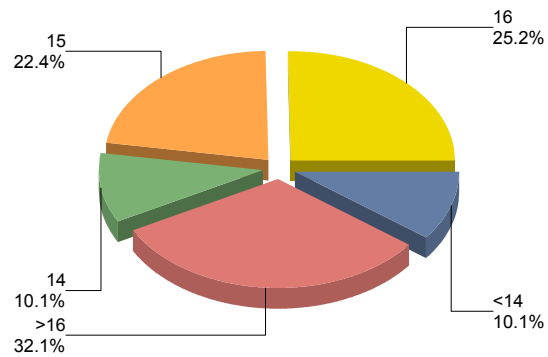
<14 14 15 16 >16

SERVICE TYPE/ PROGRAM	<14	14	15	16	>16
GROUP CARE	0 0.0%	0 0.0%	2 7.7%	5 19.2%	19 73.1%



<14	0	0.0%
>16	19	73.1%
14	0	0.0%
15	2	7.7%
16	5	19.2%
Total:	26	100.0%

SERVICE TYPE/ PROGRAM	<14	14	15	16	>16
OT	48 10.1%	48 10.1%	106 22.4%	119 25.2%	152 32.1%



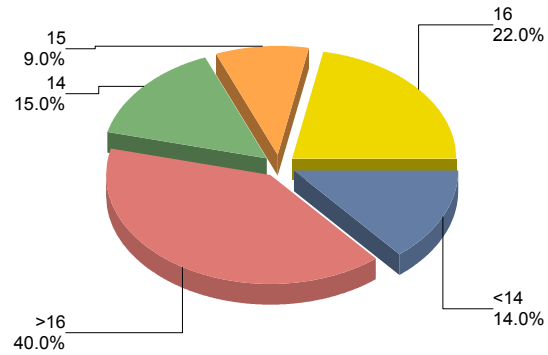
<14	48	10.1%
>16	152	32.1%
14	48	10.1%
15	106	22.4%
16	119	25.2%
Total:	473	100.0%

AGE OF CLIENTS

SERVICE TYPE/
PROGRAM

<14 14 15 16 >16

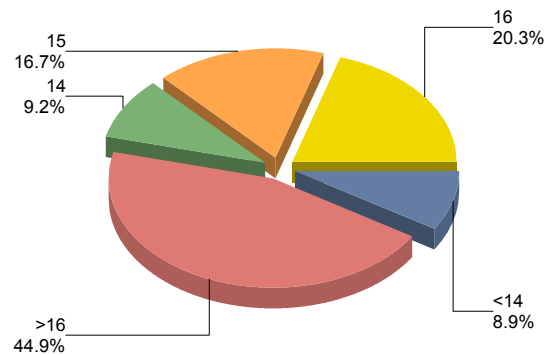
RES TREATMENT 14 14.0% 15 15.0% 9 9.0% 22 22.0% 40 40.0%



<14	14	14.0%
>16	40	40.0%
14	15	15.0%
15	9	9.0%
16	22	22.0%
Total:	100	100.0%

SHELTER

60 8.9% 62 9.2% 113 16.7% 137 20.3% 303 44.9%



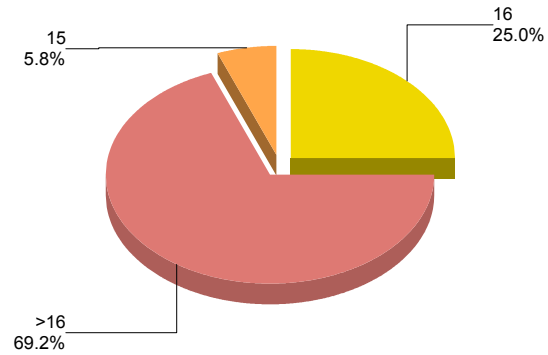
<14	60	8.9%
>16	303	44.9%
14	62	9.2%
15	113	16.7%
16	137	20.3%
Total:	675	100.0%

AGE OF CLIENTS

SERVICE TYPE/
PROGRAM

<14 14 15 16 >16

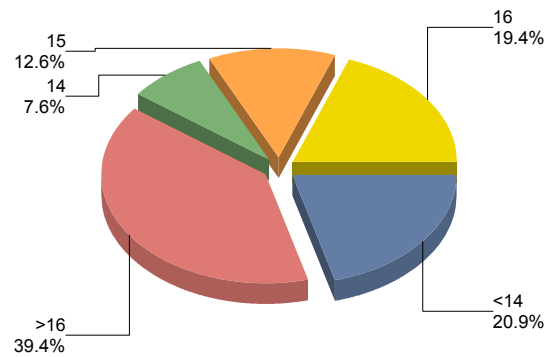
SHORT TERM GC	0	0.0%	0	0.0%	3	5.8%	13	25.0%	36	69.2%
---------------	---	------	---	------	---	------	----	-------	----	-------



<14	0	0.0%
>16	36	69.2%
14	0	0.0%
15	3	5.8%
16	13	25.0%
Total:	52	100.0%

Family Support

Family Support	71	20.9%	26	7.6%	43	12.6%	66	19.4%	134	39.4%
----------------	----	-------	----	------	----	-------	----	-------	-----	-------



<14	71	20.9%
>16	134	39.4%
14	26	7.6%
15	43	12.6%
16	66	19.4%
Total:	340	100.0%

TOTAL	193	11.6%	151	9.1%	276	16.6%	362	21.7%	684	41.1%
--------------	------------	--------------	------------	-------------	------------	--------------	------------	--------------	------------	--------------